

# Positions you well.

GMFCS  
Level IV-V

kg  
max. 100



75-185 cm

0°-90°



## I am your height adjustable supine standing frame.

With me, your transfer from the lying to the standing position is safe and comfortable – even if you are not actively involved. With my various adjustment options, I adapt very precisely to your specific body shape – from head to toe. Regular standing has a positive effect on your body structures and functions and promotes your activities. In doing so, I support you and at the same time offer you security. With me you have a new perspective – you can be at eye-level with your friends and can be moved around. This makes participation in different situations and environments during standing possible and enjoyable.

### Height adjustment


is easily done via motor or with gas pressure spring support.



### Growth adjustments

can easily be made by adjusting the length of the back and legs.







**Upper body support**  
offers comfortable support.

**Trunk and pelvic support**  
supports you and facilitates  
a stable and upright  
standing position.


**Knee angle**  
adjustable up to 65°.

**Footrest**  
individually height adjustable with adjustment  
for dorsi/plantar flexion and eversion/inversion,  
with heel edges incl. strap with magnetic closure.

**Headrest**  
three-dimensionally adjustable.

**Positioning jacket**  
provides support and is made of  
elasticated breathable material.

**Therapy tray**  
with padding offers plenty  
of space for activities.



**Knee support pads**  
adjustable and can be  
pivoted 15° in every direction.



**5 Castors**  
secure, stable and  
easy to move.



**You can also easily adjust my height and angle. So nothing stands in the way of a trip to the garden with dad.**



**Precise tilting of the lying surface**  
is possible from 0-90° via  
gas pressure spring.





**Headrest with adjustable side guide**

is flexible, adaptable, practical and offers great therapeutic benefits.

new




**Flexible knee positioners (FKP)**

are individually three-dimensionally adjustable. Length-adjustable contact straps adapt optimally to the shape of the knee.

**An optimal foot position** is achieved by individually adjustable 3D footrests. These can be lowered to the floor.



**Perfect leg guidance** is made possible by legs adjustable in length and angle.





**Precise abduction of the legs**  
is possible from 0-30°  
via adjusting screw.

Data		Size 1	Size 2	Gr. 3	Gr. 4
Body size		75 - 115 cm	100 - 135 cm	120 - 160 cm	145 - 185 cm
Back	Hip/thorax width	14 - 27 cm	17 - 31 cm	20 - 37 cm	27 - 46 cm
	Length of lying surface	30.5 - 43 cm	38 - 48 cm	49 - 61 cm	58 - 69 cm
Leg rests	Foot to knee	20.5 - 30.5 cm	27.5 - 37 cm	32.5 - 45 cm	42 - 54 cm
	Inside leg to knee	12 - 18.5 cm	16.5 - 24 cm	20 - 29.5 cm	24.5 - 34 cm
	Knee angle	0° - 65°			
	Hip angle	0° - 45°			
	Abduction (each leg)	0° - 30°			
	Pelvic rotation adjustment	0 - 5 cm			
Feet	Dorsiflexion	0° - 20°			
	Plantarflexion	0° - 15°			
	Inversion/Eversion	0° - 15° per direction			
Height of lying surface (for transfer)		53.5 - 73.5 cm	60 - 85 cm	71.5 - 93.5 cm	82.5 - 104.5 cm
Tilt		0° - 90°			
Transport dimensions (L x W x H)		95 x 51 x 75 cm	105 x 61 x 85 cm	125 x 76 x 97 cm	152 x 77 x 110 cm
Max. load		30 kg	60 kg	80 kg	100 kg
Weight		30 kg	35 kg	80 kg	90 kg



You can find more information on accessories  
in the Price List.



Scan this QR code  
and watch videos about  
the product directly on our  
homepage.

